



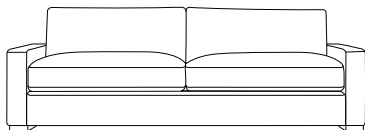
WHITTINGTON & CO.

9439 MODERN SOFA & SECTIONAL PROGRAM WORKSHEET STANDARD, RELAX & WATERFALL SKIRT STYLES

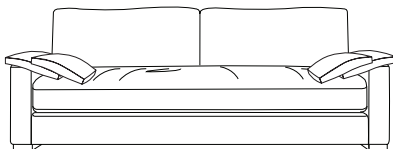
This program is available in the standard frame depth of 39" with 3 Standard Upholstery Styles and can be fully customized By the Inch with many custom changes and upgrades. Choose from many standard arms, cushions and leg styles and fill preferences at no additional upcharge. Non-standard changes and greater customization and upgrades are available upon request with additional charges. See our 8400/9400 Series Program Common Changes & Upgrades Price List for complete details. Please note that all dimensions are approximate within +/- 1". Please account for this tolerance when specifying. Different arm styles will affect the overall width, see Arm Styles Section for more details.

1 CHOOSE UPHOLSTERY STYLE

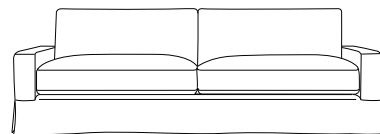
☐ Standard



☐ Relax



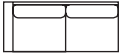
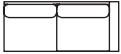

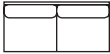



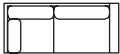

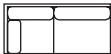


















☐ Waterfall Skirt



2 CHOOSE UNIT TYPE & WIDTH

Standard & Waterfall Skirt Styles: Frame Depth: 39" | Overall Height: 32" | Seat Height: 17"H | Arm Height: 22"H | Standard Arm Width: 5"W
Relax Upholstery Style: Frame Depth: 39" | Overall Height: 35" | Seat Height: 17"H | Arm Height: 22"H | Standard Arm Width: 5"W

Select standard unit type and size and customize width, depth and height as desired. See 8400/9400 Series Program Common Changes & Upgrades Price List for complete info.

- | | | | |
|--|---|--|--|
| <input type="checkbox"/> 01s  83" Left Arm Facing | <input type="checkbox"/> 01s  83" Right Arm Facing | <input type="checkbox"/> 02s  39" Armless | <input type="checkbox"/> 03s  78" Armless |
| <input type="checkbox"/> 04s  Add Arm | <input type="checkbox"/> 05s  39" Corner Chair | <input type="checkbox"/> 06s  83" Left Arm Corner Sofa | <input type="checkbox"/> 06s  83" Right Arm Corner Sofa |
| <input type="checkbox"/> 07s  78" Left Armless Corner Sofa | <input type="checkbox"/> 07s  78" Right Armless Corner Sofa | <input type="checkbox"/> 10s  39" Bump-it Ottoman | |
| <input type="checkbox"/> 08s  39"x 65" Left Arm Chaise | <input type="checkbox"/> 08s  39"x 65" Right Arm Chaise | <input type="checkbox"/> 09s  39"x 77" Left Arm Chaise | <input type="checkbox"/> 08s  39"x 77" Right Arm Chaise |
| <input type="checkbox"/> 05w  84" Sofa (wide cushions) | <input type="checkbox"/> 05n  84" Sofa (narrow cushions) | <input type="checkbox"/> 05l  96" Sofa | <input type="checkbox"/> 05xl  120" Sofa |
| <input type="checkbox"/> 04  72" Demi Sofa | <input type="checkbox"/> 03  62" Loveseat | <input type="checkbox"/> n07  40"x 39" Chair | |
| <input type="checkbox"/> 01  39" Tight-Top Ottoman | <input type="checkbox"/> 01s  39" Semi-Attach Ottoman | <input type="checkbox"/> 01h  39" Storage Ottoman | |
| <input type="checkbox"/> 01  19" Toss Pillow | <input type="checkbox"/> 01s  21" Toss Pillow | <input type="checkbox"/> 01h  24"x24"x2" Box Band Pillow | (note: Relax Upholstery comes standard with 2 pillows per arms) |

3 SPECIFY FABRIC/LEATHER MATERIAL

☐ COM/COL Form Attached

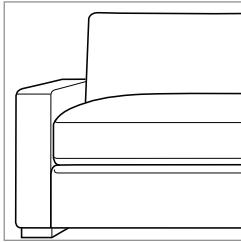
Body/Seat & back cushions: _____

Toss Pillows (included with order, 1 toss/arm and 1 toss/corner piece. Not included with chairs): _____

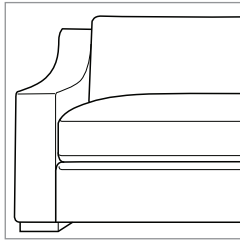
Stain: _____

Additional Details: _____

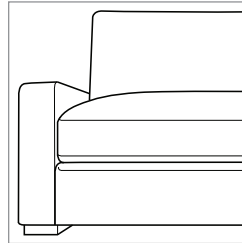
4 CHOOSE ARM STYLE (Standard Arm Width: 5" - Please note, line drawings are only examples of various style options and actual products may vary slightly)



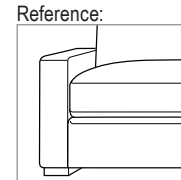
- ☐ 5" Track Arm
- ☐ 8" Track Arm
- ☐ 12" Track Arm



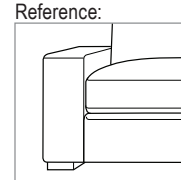
- ☐ 5" Rising Track Arm
- ☐ 8" Rising Track Arm
- ☐ 12" Rising Track Arm



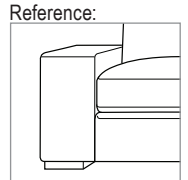
- ☐ 5" Pitch Track Arm
- ☐ 8" Pitch Track Arm
- ☐ 12" Pitch Track Arm



5" Track Arm



8" Track Arm

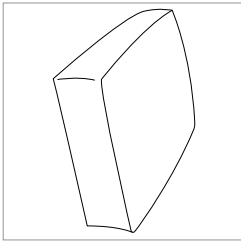


12" Track Arm

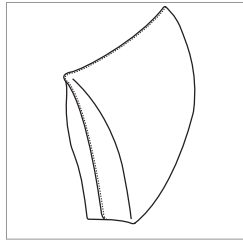
- ☐ Custom Arm Style - Extra \$ (SEE COMMON CHANGES & UPGRADES PRICE LIST)

5 CHOOSE BACK CUSHION STYLE

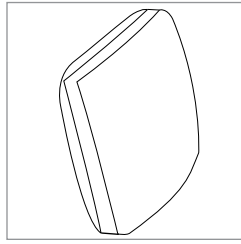
(Note: Relax upholstery style back cushions will be 3" higher with 2" band instead of 5" band)



☐ Box/Band Back



☐ Knife Edge/Pillow Back



☐ 2" Box Band Back (Standard Option on Relax Style)

6 CHOOSE BACK CUSHION FILL TYPE

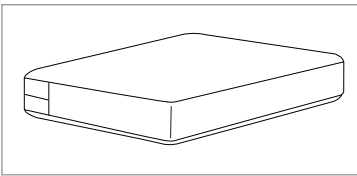


☐ Dacron

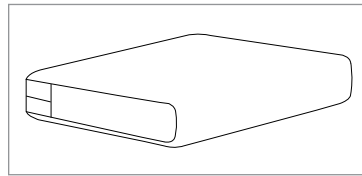


☐ Feather Blend (50/50)

7 CHOOSE SEAT CUSHION STYLE



☐ Box/Band Seat



☐ Bull Nose Seat (NOTE: Fabric must be Up-The-Goods. Bench cushions style will have Seams)

8 CHOOSE SEAT CUSHION FILL TYPE

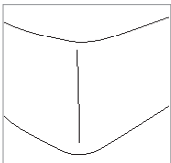
(NOTE: Relax upholstery is standard with Soft foam with Feather blend wrap unless otherwise specified)

- ☐ Foam Feather Blend Envelop

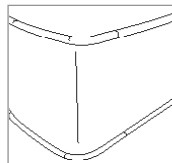
- ☐ Soft
- ☐ Medium
- ☐ Firm



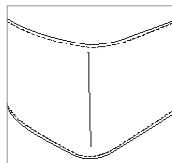
9 CHOOSE STITCHING STYLE



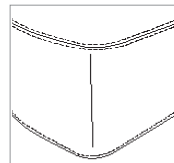
☐ Seam Only



☐ Welt



☐ Single Top Stitch



☐ Double Top Stitch (Extra \$)

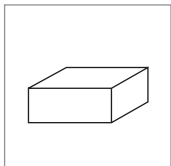
- ☐ Foam Dacron Envelop

- ☐ Soft
- ☐ Medium
- ☐ Firm

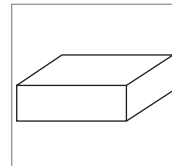


11 CHOOSE LEG STYLE

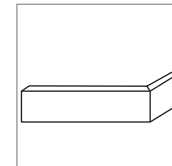
(NOTE: Waterfall Skirt Style will have standard leg 4" block legs)



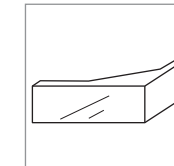
☐ 4"x4"x2" Block



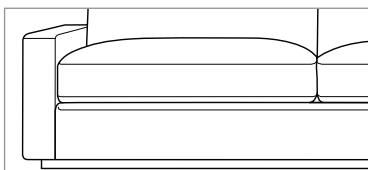
☐ 7"x7"x2" Block



☐ 12"x6"x2" L-Block leg



☐ 2.5" Metal leg



☐ Inset base (Extra \$)

12 CHOOSE TOSS PILLOW SIZE & FILL

SIZE:

- ☐ 19"x19"

- ☐ 21"x21"

- ☐ 24"x24"x2"

(Extra \$)
(Standard option for Relax Style only)

FILL:

- ☐ Feather-Blend
- ☐ Dacron

Note: 1 toss/arm and 1 toss/corner piece (chairs not included). Pillows will have the same stitching style as furniture stitching selection unless otherwise specified.